



艾佩格

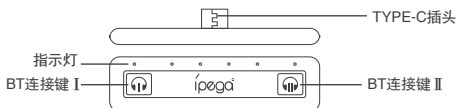
N.S迷你音频转换器

产品说明书(PG-SW063)

产品特点:

- 1.本产品适用于对N.S/ N-SL/ P4主机提取音频并通过无线连接到无线耳机或无线音箱播放;
- 2.连接主机供电, 无需充电或连接其它电源;
- 3.体积小, 使用方便;
- 4.支持连接单个BT耳机或者同时连接两个BT耳机使用;

产品图示:



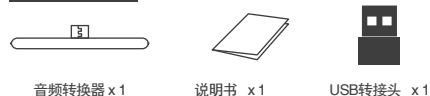
产品使用说明:

- 1.打开蓝牙耳机/音箱, 使其进入被搜索连接状态;
 - 2.将产品直接接入N.S主机,产品自动开机, 五个指示灯同时亮5S;
 - 3.搜索配对一个蓝牙设备:
首次连接的蓝牙耳机/音箱, 需长按BT连接键 I 2秒, P1 LED灯闪烁提示, 产品自动进行搜索配对, 连接成功后, P1 LED灯常亮指示;
 - 4.搜索配对两个蓝牙设备:
连接第一个设备成功后, 再长按BT连接键 II 2秒, P2 LED灯闪烁提示, 产品自动进行搜索, 连接成功, P2 LED灯常亮, P1/P2 LED同时长亮代表已经成功连接两个设备, 此时两个蓝牙设备同时播放游戏声音;
 - 5.回联蓝牙设备:
已经被搜索配对过的蓝牙耳机/音箱, 只需将产品接入后自动回联即可。回联搜索时, LED灯慢闪, 连接设备成功, 对应LED灯常亮;
 - 6.如果产品已经连接过某些设备, 再连接其他新的设备时, 可能需要长按BT连接键 I 7秒以清除之前的连接信息, 如此可以快速成功配对新设备;
 - 7.长按BT连接键 I 16秒,可强制复位与关机, 需重新连接一次电源,才能开机。
- *注意: 同时连接两个蓝牙设备时,需要两个蓝牙设备的解码率是同类型的或者两个完全相同的蓝牙音箱或耳机)

电性参数:

频率范围 2.402GHZ - 2.480GHZ
传输距离: 无障碍传输≤10米
BT版本: 5.0

配件清单:



专利号: ZL202030524851.2



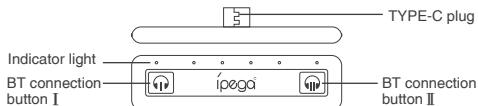
N.S Mini Audio Converter

Product Manual (PG-SW063)

Product Features:

1. This product is suitable for extracting audio from N.S/N-SL/P4 console and playing sound through wireless connection to wireless headsets/speakers;
2. Connect console to power supply, no need to charge or connect to other power sources
3. Small size and easy to use;
4. Support to connect a single BT headset or connect two BT headsets at the same time;

Product Diagram Show:



Product Instructions:

- 1.Turn on the BT headset/speaker to enter the searched connection state;
- 2.Connect the product directly to the N.S console, the product will automatically turn on, and the five indicator lights will be on for 5 Seconds at the same time
- 3.Search for the paired BT I devices:
For the first connected BT headset/speaker, press and hold the BT I button for 2 seconds, the P1 LED flashes quickly, and the product will automatically search for pairing. After successful connection, P1 LED will always be on;
- 4.Search for the paired BT II devices:
After successfully connecting to the first device, press and hold BT II button for 2 seconds, the P2 LED will flash quickly. and the product will automatically search for pairing. After successful connection, the P2 LED will always be on, and the P1/P2 LED are on at the same time, which means it has been successfully connected .The two BT devices play game sounds at the same time
- 5.Back connection BT devices:
For BT headsets/speakers that have been searched for and paired, connect the product and automatically connect back. The LED light flashes slowly during the back-connection search, and after the device is successfully connected, the Corresponding LED light will always be on;

- 6.If the product has been connected to some devices, when connecting to other new devices, press and hold the BT I button for 7 seconds to clear the previous connection information, so that the new device can be successfully paired quickly;
 - 7.Press and hold the BT I button for 16 seconds to force a reset and shutdown. You need to reconnect the power supply to turn on
- * Note: When two groups of BT are connected at the same time, two groups of BT shall have the same decoding rate type or two identical BT speakers and headsets are required);

Electrical Parameters:

Frequency range:2.402GHZ - 2.480GHZ
Transmission distance: 10 meters barrier-free transmission
BT version:5.0

Parts List:



Patent NO.: ZL202030524851.2