艾派格

P4&PSMOVE充电座

产品说明书(PG-P4011)

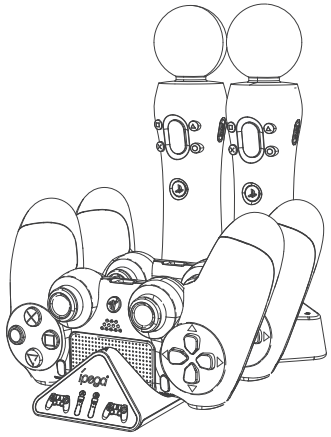

产品特点:

1. 本产品适用于P4和PSMOVE游戏手柄进行充电使用；
2. 支持双手柄充电功能，更好的节约空间及电源设备；
3. 具有充电及饱和指示功能，清晰直观的了解当前充电状态；

产品概览:

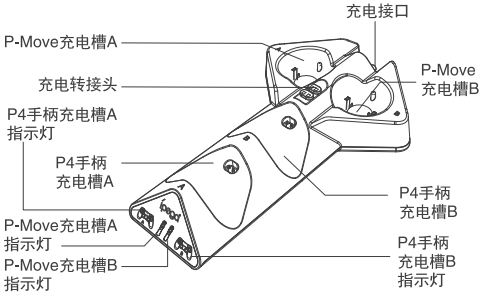

电性参数:

1..工作电压：DC 4.8　5.5V；

2.允许充电电流：　<800 mA(单个手柄）；

产品使用说明:

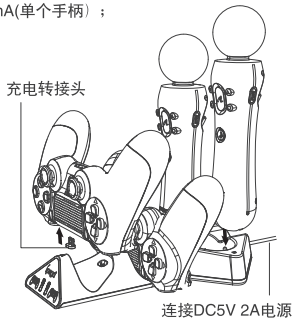

1 .将产品接入DC5V 2A电源适配器或游戏主机USB接口，产品电源指示灯亮起，充电状态指示灯显示；

2 .将P4或PSMOVE手柄对应充电口插入充电座后，等待3秒左右，相对应的充电状态指示灯会由蓝色转变为红色，此时手柄为充电状态；当手柄充饱后红色指示灯转变为蓝色，此时手柄为饱和状态；

3 .两种充电操作方法相同；

注意事项:

①：使用本产品时需配套使用标准带有保护功能的电源适配器，以防发生意外损坏产品及手柄；

②：P4/PSMOVE手柄快充满电时，本产品充电指示灯存在与P4主机或手柄提示不同步的现象，此为正常现象；

（例如：P4/PSMOVE手柄充电指示已经指示充满，但是进入P4/PSMOVE主机查看依然在充电）

③：P4/PSMOVE手柄电池低压被保护后，插入本产品充电，指示灯会不同步，此为正常现象；

（例如：P4/PSMOVE手柄电池低压被保护后，插入产品进行充电，充电指示灯短时间内依然显示蓝色或者蓝色与灯色之间闪烁）

产品清单:

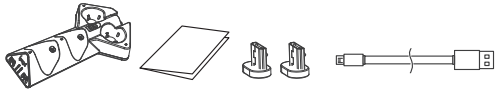

充电座 x1　　说明书 x1　　充电转接头 x2　　Micro USB线 x1

专利号：ZL202030261595.2

CHARGE STATION FOR P4&PSMOVE

Product Manual(PG-P4011)

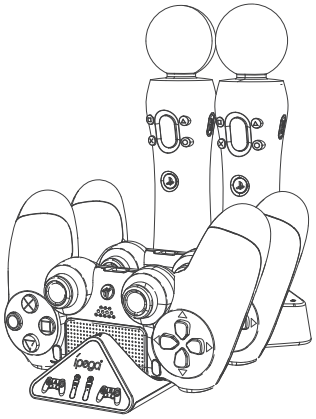

Features:

1.The charging station used for P4 and PSMOVE controller .
2.Supprot two controllers charging at same time , saving space and power .
3.With charging saturation indication function, showing the current charging status clearly.

Product appearance illustration:

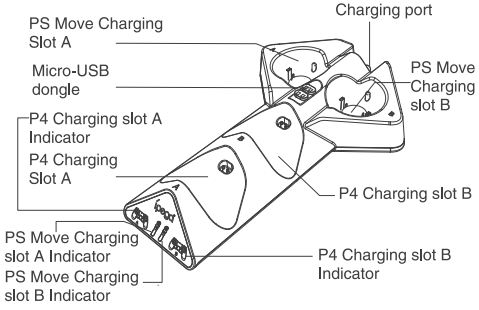

Product parameter:

Working voltage：DC4.8V - 5.5V；

input current ：<800 mA(single controller)；

Product instructions:

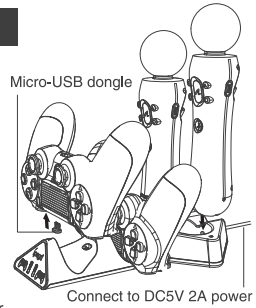

1.Connect the product to the DC5V 2A power adapter or game console with USB port , the power indicator will lights up, and charging status indicator showing current charging status.
2. Insert the P4 or PSMOVE controller into the corresponding interface of the charging stand, wait for about 3 seconds, the corresponding charging indicator will change from blue to red, now the controller under charging state; when controller fully charged ,the red indicator will from red change to blue.
3.The two controller charging method same.

Notes:

1. When using this product, need a standard power adapter with protection function to prevent accidental damage to the product and controller;
2. When P4 and PSMOVE controller fully charged , the indicator of this products , will be inconsistent with the prompt of the P4 console or controller, this is a normal phenomenon.(Example :P4/PSMOVE controller charging indicatior showing full, but the P4/PSMOVE console still showing charging)
3. After the low voltage of the P4/PSMOVE controller battery is protected, insert the product to charge, the indicator light will be inaccurate, this is normal phenomenon.
(Example :After the low voltage of the P4/PSMOVE controller battery is protected, insert the product to charge,the charging indicator still shows blue or flashes between blue and light color for a short time)

Included:



Charge Station X1

User Manual x1

Micro-USB dongle x2

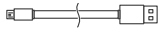

Micro-USB cable

Patent NO. : ZL202030261595.2