

ipega®

战斧163 N-Switch游戏手柄

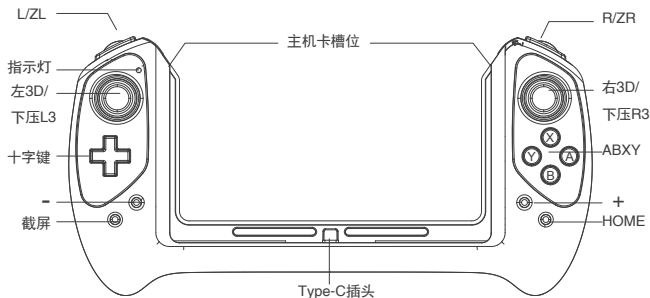
产品说明书(PG-9163)

产品特点:

- 1.本产品为N-Switch主机专用手柄, 适合操作N-Switch主机的游戏;
- 2.本产品即插即用, 无需任何复杂操作, 通过TYPE-C公头与N-Switch主机连接, 控制主机的游戏操作;

*因官方游戏平台软件升级或源代码变更等不可抗拒的因素造成部分游戏无法与本产品连接操作, 我公司不负任何责任。对此我公司保留最终解释权。

功能按键图示



产品使用说明:

- 1.在使用本产品之前, 请确认N-Switch主机的系统设置中, "Pro手柄的有线连接"处于开启状态;
- 2.本产品操作简单, 只需要将N-Switch主机插入手柄的主机卡槽位, 并确保装配到位, 产品指示灯亮起后, 便可以控制N-Switch主机中的游戏了!

产品技术参数:

工作电压: DC5V;

工作电流: 20mA;

注意事项:

- 1.请不要把本产品放在潮湿或高温地方存储;
- 2.不要敲击、摔打、棒打、刺穿、或试图去分解本产品, 以免对产品造成不必要的损害;
- 3.非专业人员请勿拆卸本产品, 否则不在售后保修服务内;

产品清单:



游戏手柄 x1



说明书 x1



Tomahawk163 Game Controller for N-Switch

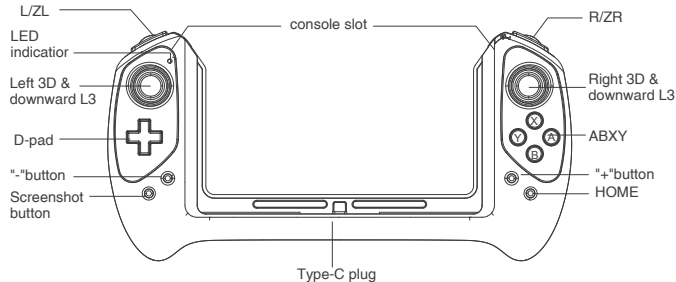
User Guide(PG-9163)

Application Introduction:

1. This controller is dedicated for N-Switch console, to play N-Switch Games;
2. This product support plug&play, simple operation, to play games through connecting N-Switch console with Type-C Male connector;

* Due to the official game platform software upgrades or source code changes and other not resist factors caused some of the game can not be played or connected with our Gamepad, iPega company has no responsibility. iPega reserve the right of final interpretation for this.

Illustration for buttons function



Basic Operation:

- 1, Before using the appliance, please check the system setting on N-Switch console and keep "Wired connection on Pro Controller is under OPEN status"
- 2, This product is easy to operate, just fix N-Switch console on the controller, when the indicator lights up, then you can start to operate N-Switch games.

Electrical Parameters:

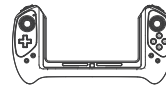
Working voltage: DC5V

Working current: 20mA

Notes:

1. Please do not store this product in wet or high-temperature areas.
2. Don't knap, beat, drub, pierce, or try to decompose this product, to avoid unnecessary damage to the product.
3. Non professional personnel should not disassemble the product, otherwise it will not be covered in the after-sales warranty service.

Accessories List:



Game Controller x1



User Manual x1